

Acoustic Guitar Secrets™

*The Ultimate, Step-By-Step Method
For Mastering Acoustic Guitar*

**By
Dan Denley**

Thank You

I want to thank my wife, Maura, for all her help, support and patience. Without her, this project would not have been possible. Many thanks to my incredible staff, especially, Lisa. Thanks to all my customers who encouraged me to develop this course. Thanks be to God. His mercy endures forever.

Common Sense Marketing, LLC
P.O. BOX 31 | Collierville, TN 38027 | USA
Phone (901)335-4551 | Fax (706)534-0013

Copyright (C) 2007 by Dan Denley
International Copyright Secured. All Rights Reserved.

No part of this publication (music, video or written) may be reproduced in any form or by any means without prior written permission of the Publisher.

Contents

Intro	3
How to use this book	3
About the audio CDs	3
DVD 1	4
Basic Chords	4
Counting Rhythms.....	5
DVD 2	10
Strumming Patterns	10
Barre Chords	21
DVD 3	37
Chord Progressions	37
Chord Fills.....	46
Chord Embellishment.....	59
Five Chords.....	70
DVD 4	75
Arpeggios	75
Fingerstyle.....	80
DVD 5	101
Country.....	101
Blues.....	105
Jazz	112
Additional Guitar Instruction	134
Recommended Resources	134
Contact Us.....	134
Online Community Support	135

DVD 1

Basic Chords

Figure 1

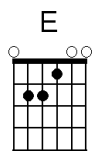
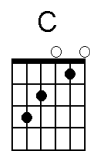
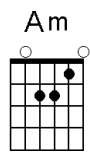
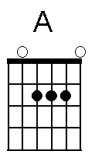


Figure 2

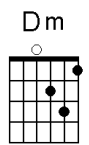
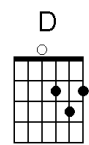
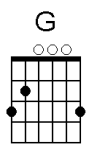
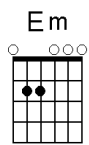


Figure 59: CD 1, Track 46

When Mama's Happy

Jazzy-Blues Chord Progressions: Cyle 5 (iii-vi-ii-V7)

The image displays two systems of musical notation for the piece "When Mama's Happy". Each system consists of a treble clef staff with a key signature of one sharp (F#) and a 4/4 time signature. The first system contains four measures with the following chord labels above the staff: Bm7, E9, Am7, D9, Bm7, E9, Am7, and D9. The second system contains three measures with the following chord labels: Bm7, E9, Am7, D9, and GM7. Below the treble staff, there are three staves labeled T (Treble), A (Acoustic), and B (Bass). The T staff contains guitar-specific notation including bar lines, dots, and the letter 'V'. The A and B staves contain fretboard diagrams with numbers 1-7 indicating finger positions. The first system's fretboard diagrams are for measures 1-4, and the second system's are for measures 5-7. The piece concludes with a double bar line and repeat dots.

Figure 65: CD 1, Track 52

Chord Fills, Ex. 4

The image shows two musical staves for guitar in D major, 4/4 time. The first staff, labeled "No Fill", shows a sequence of chords: D, Dsus2, Dsus4, Dsus2, D, Dsus2, Dsus4, Dsus2, A, A, Asus2, Asus4, A, Asus2. The second staff, labeled "With Fill", shows the same sequence but with a five-measure fill between the Dsus2 and Dsus4 chords in the first measure. Chord diagrams are provided for D and A. Fingering numbers (2, 3, 0) are written below the notes in the bass clef.

Figure 66: CD 1, Track 53

Chord Fills, Ex. 5

The image shows a musical staff for guitar in D major, 4/4 time. It features a single D chord with a five-measure fill. The fill consists of a sequence of notes: 0-2-0, 3-3-3, 3-3-3, 0-2-0, 3-0-3, 0-2-0, 3-3-3, 0-2-0, 3-3-3, 3-2-3, 0-2-0, 3-0-3, 3-2-3. Chord diagrams for D and A are shown at the top. Fingering numbers (0, 2, 3) are written below the notes in the bass clef.

Figure 123: CD 2, Track 33

Homage To Mr. Travis

The musical score for "Homage To Mr. Travis" is presented in three systems, each with a guitar chord chart above the staff and a three-part guitar accompaniment below. The key signature is one sharp (F#) and the time signature is 4/4.

System 1: Chords are G, C, G, and D/F#. The accompaniment for the first four measures shows fretting patterns on the Treble (T), Middle (A), and Bass (B) staves. For example, in the first measure (G chord), the T staff has notes G4 (open), B4 (open), and D5 (open), while the A and B staves have notes G2 (open), B2 (open), and D3 (open).

System 2: Chords are G, C, G, and Em. The fifth measure (G chord) shows a fretting pattern where the T staff has G4 (open), B4 (open), and D5 (open), and the A and B staves have G2 (open), B2 (open), and D3 (open). The sixth measure (C chord) shows the T staff with C4 (open), E4 (open), and G4 (open), and the A and B staves with C2 (open), E2 (open), and G2 (open).

System 3: Chords are C, D/F#, and G. The seventh measure (C chord) shows the T staff with C4 (open), E4 (open), and G4 (open), and the A and B staves with C2 (open), E2 (open), and G2 (open). The eighth measure (D/F# chord) shows the T staff with D4 (open), F#4 (open), and A4 (open), and the A and B staves with D2 (open), F#2 (open), and A2 (open). The final measure (G chord) shows the T staff with G4 (open), B4 (open), and D5 (open), and the A and B staves with G2 (open), B2 (open), and D3 (open).

